



2020 Response to Resistance

Elgin Police Department
Police Chief Ana Lalley

151 Douglas Ave.
Elgin IL 60120
847-289-2700 (non-emergency)
cityofelgin.org/police
cityofelgin.org/epdtransparency

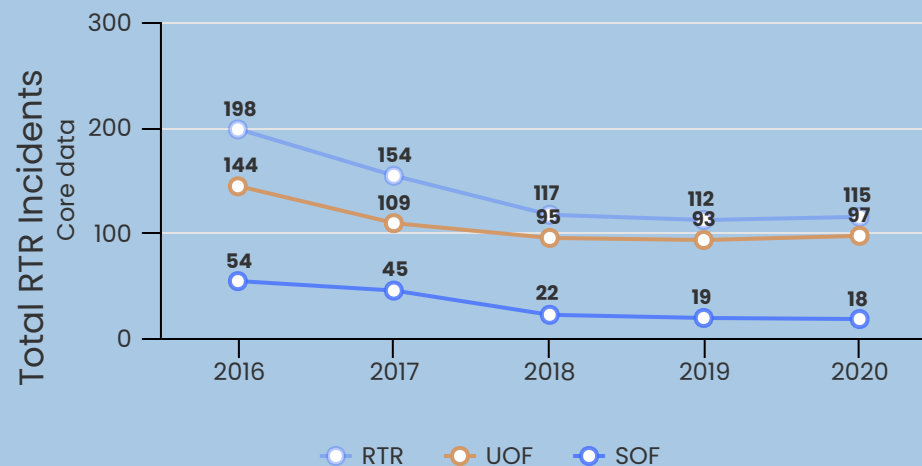


Response to Resistance

By policy, the Elgin Police Department requires all officers to report any use of force (UOF) or show of force (SOF) on an approved, standardized department form. Elgin defines these categories, UOF and SOF, as Response to Resistance (RTR).

The data from the RTR forms are entered into a database and analyzed each year. The documents, along with the associated reports and videos, are reviewed through the chain-of-command to ensure the force used was within policy.

Monthly a UOF committee comprised of a diverse group of officers from various divisions also reviews RTR incidents to provide recommendations regarding training and policies. This report provides an analysis and associated data from 2020.



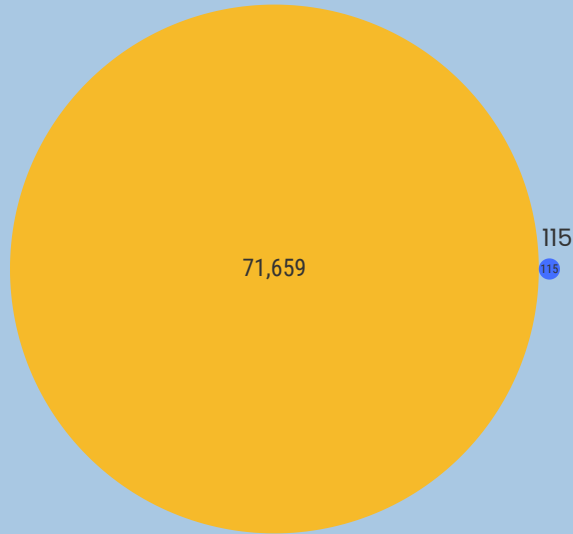
In 2019, the following results occurred:

- Calls for Service decreased 14%, with a total of 71,659 down from 83,240 in 2019.
- Arrests decreased 30% with a total of 2,090, down from 2,970 in 2019.
- Total RTR incidents increased 3% with a total of 115, up from 112 in 2019.
- Total UOF incidents increased 4% with a total of 97, up from 93 in 2019.
- Total SOF incidents decreased by -5% with a total of 18, down from 19 in 2019.

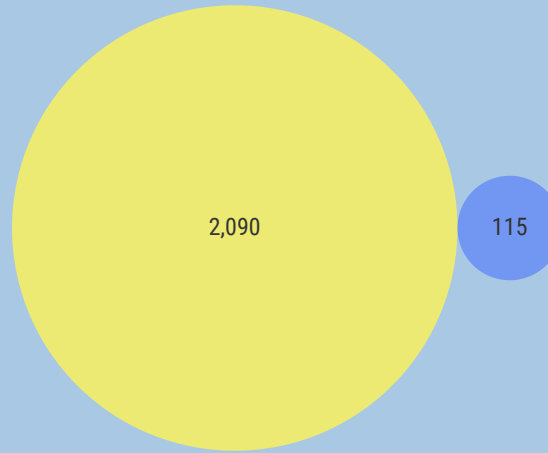
Acronyms and Notes	
Use of Force	UOF
Show of Force	SOF
Response to Resistance	RTR
* All % of change calculations are based on 2019 v. 2020	

Response to Resistance

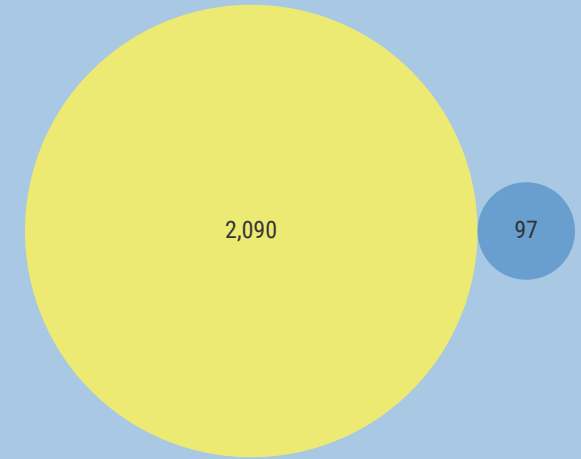
Calls for Service 71,659 (gold) resulting in a UOF/SOF 115 (blue)



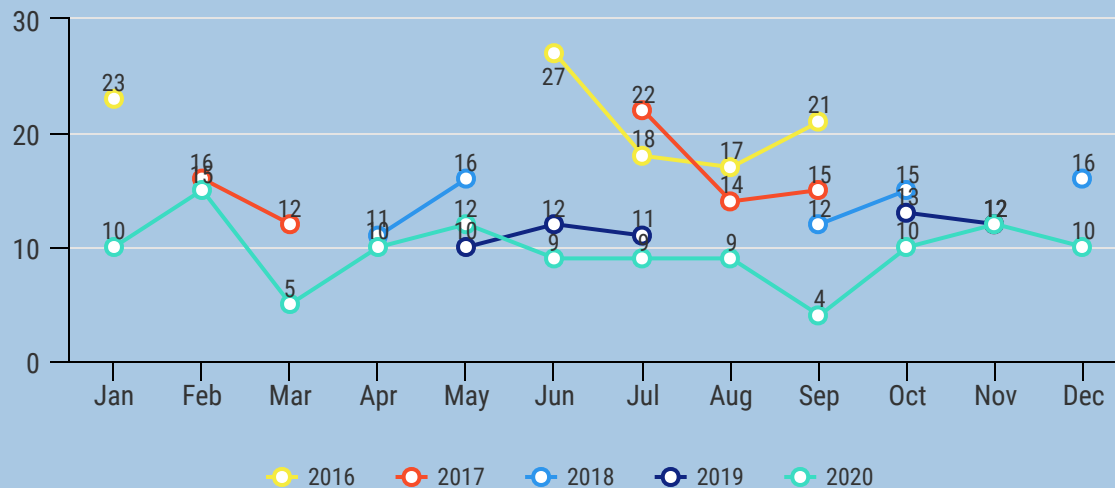
Arrests 2,090 (yellow) resulting in a UOF/SOF 115 (blue)



Arrests 2,090 (yellow) resulting in UOF 97 (light blue)



Top Five RTR Submittals Monthly by Year

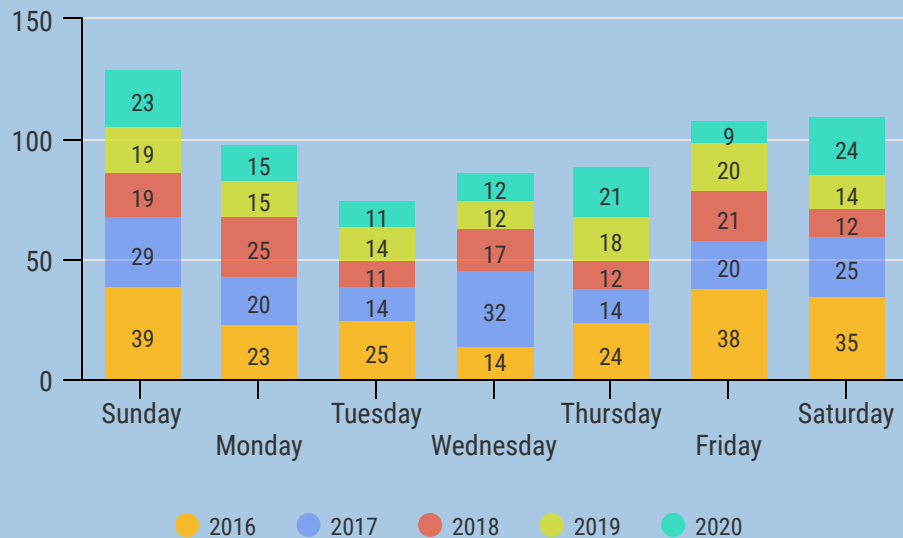


In 2020, the six months experiencing the most RTR incidents were as follows:

- February (15) 13%
- November & May (12 each) 21% combined total
- April, October & December (10 each) 26% combined total

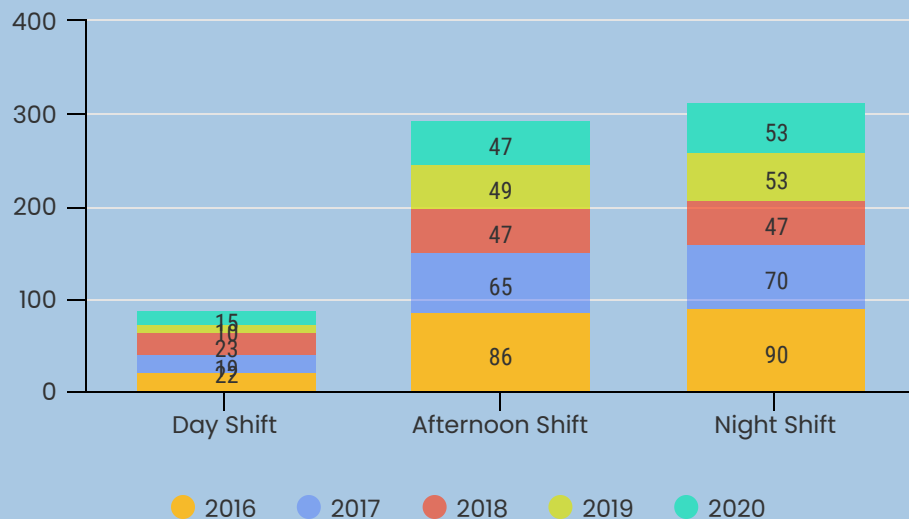
Response to Resistance

RTR by Day of the Week



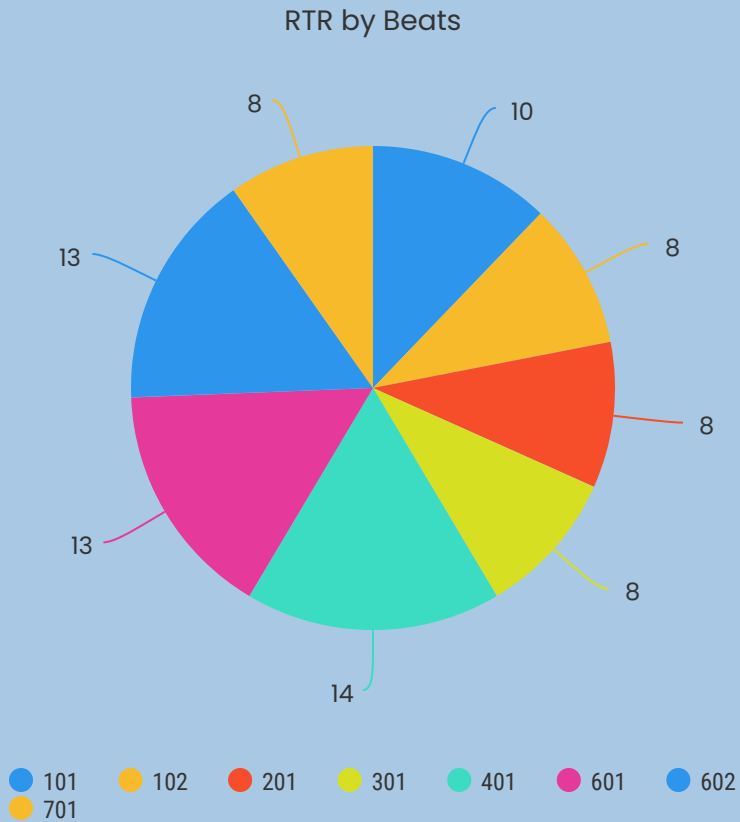
During 2020, RTR incidents were most common on Saturday. Further review of incidents occurring on Saturday's revealed that 63% of the time, subjects were under the influence of intoxicants. Saturday RTR incidents occurred across all shifts, beats, months, age ranges and genders. The weekends, Friday through Sunday, accounted for 49% of all 2020 incidents.

RTR by Shift



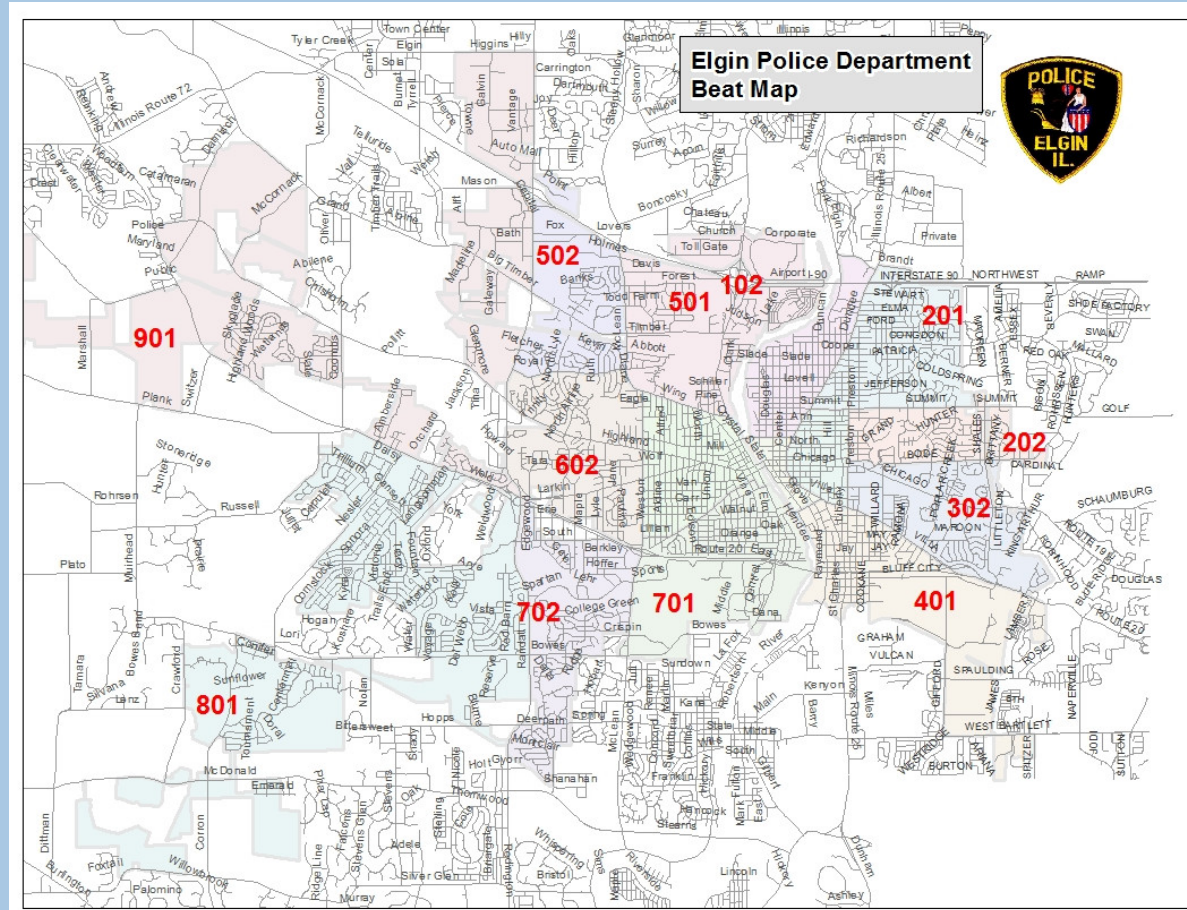
RTR incidents increased 50% on Day Shift, from 10 in 2019 to 15 in 2020. Afternoon Shift experienced a decrease of -4%, from 49 in 2019 to 47 in 2020. Night shift incidents remained the same at 53 for both years. The majority of RTR Incidents, 88%, occurred between the hours of 1400-0600 hours.

Response to Resistance



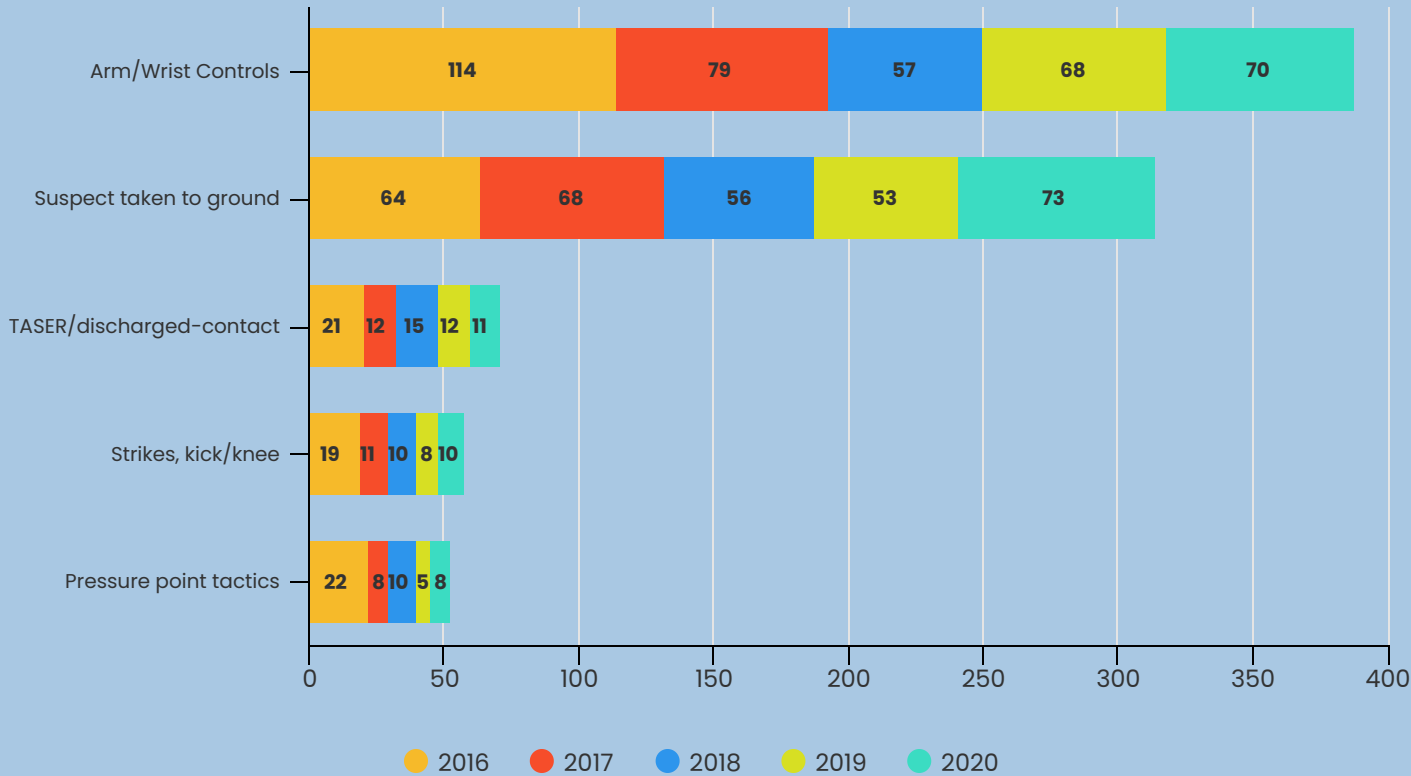
Beats 401, 601 and 602 accounted for 40 RTR incidents, or 35% of all RTR in 2020.

Incidents outside of Elgin are not included in the Beat totals.



Response to Resistance

Top 5 UOF Methods



In 2020, suspect taken to the ground was the most common form of force used (63%). Arm/wrist controls (61%) were the second most common form of force used. **Often more than one UOF option is documented on an RTR form.**

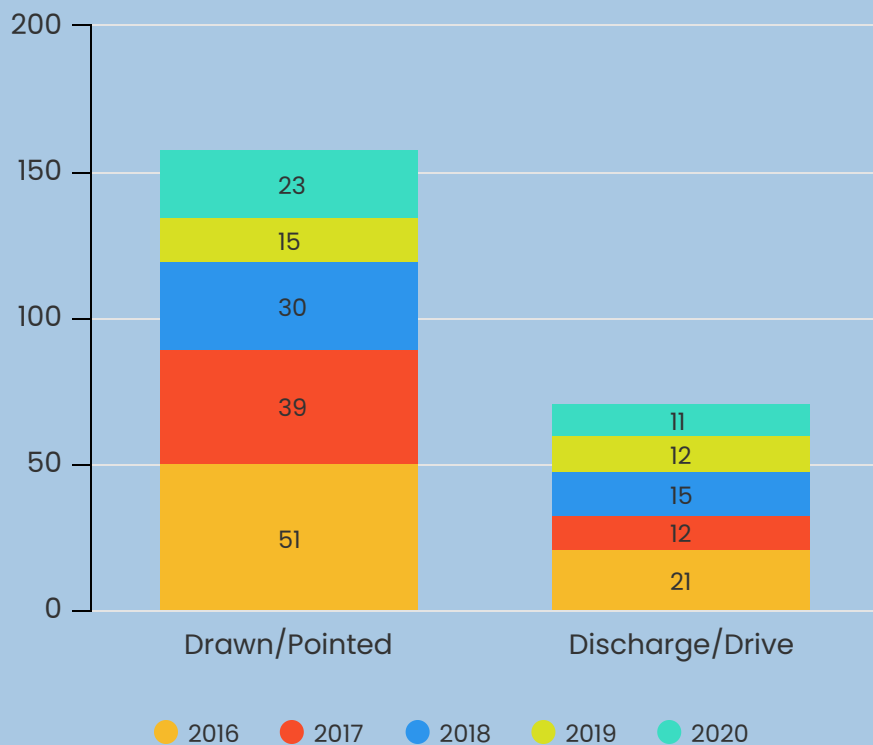
Response to Resistance

TASERS

All sworn officers are certified for TASER use and are issued their own TASER equipment.

TASERS were drawn/pointed 23 times in 2020, an increase of 53% from a total of 15 in 2019.

TASERS were discharged 11 times in 2020, a decrease of 8% from a total of 12 in 2019.



* Figure adjusted from previous reports. A single deployment may have resulted in more than one use category during 2016.

Oleoresin Capsicum (OC) Spray	2016	2017	2018	2019	2020	% change *
Spray discharged	0	1	3	3	4	33%
Pointed	0	1	3	3	3	N/C

Firearm	2016	2017	2018	2019	2020	% change *
Handgun pointed	25	13	0	5	5	0
Long gun pointed	6	7	N/C	3	0	-100%

Force Option	2016	2017	2018	2019	2020	% change *
Handgun discharged	0	0	1	0	0	N/C
Long gun discharged	0	0	0	0	0	N/C
Pepperball discharged	0	0	0	0	0	N/C
K9 bite	0	0	0	1	0	-100%
Baton strikes	0	0	0	0	0	N/C
40mm	1	0	2	2	1	-50%

% of change is calculated from 2019 to 2020 *

Response to Resistance

Analysis of Offenders

Race	2016	2017	2018	2019	2020	% change
Black	59	25	46	46	30	-35%
Hispanic	79	61	37	33	52	58%
White	58	32	30	33	29	-12%

Gender	2016	2017	2018	2019	2020
Male	172	132	101	98	99
Female	25	22	16	14	15

In one incident the gender was unknown.

Age Groups	2016	2017	2018	2019	2020
15-19	43	25	20	15	22
20-24	48	40	19	28	29
25-29	38	33	29	21	19
30-34	18	14	21	22	16
35-39	10	13	4	11	9
40-44	12	5	8	2	4
45-49	9	9	4	3	6
50-54	12	7	4	1	1
55-59	2	2	2	4	4
Under 15*	4	5	5	2	0
Over 59	1	1	1	0	3
Unknown	1	0	0	2	2

2019 Offenders by Race/Ethnicity	Black	Hispanic	White
Response to Resistance	30	52	29
Resisting/Obstructing Arrest / Agg Assault/Agg Battery to PO	18	33	21
Suspect by Race/Ethnicity	1,601	2,272	1,682
Overall Arrest by Race/Ethnicity	526	904	477

Response to Resistance

Intoxicants and/or Emotionally Distressed	2016	2017	2018	2019	2020
Alcohol	97	66	55	54	59
Drugs	33	18	28	19	21
Emotionally Distressed	42	38	33	24	35

Injuries to Offenders	2016	2017	2018	2019	2020	% change
None	167	128	92	95	86	-9%
Minor	31	26	23	20	26	30%
Major	0	0	0	0	1	N/C

SUBJECTS

The vast majority of subjects were not injured during RTR incidents. Of the 26 minor injuries, most were small cuts, probe removal from a TASER, or OC exposure. One major injury occurred, described as a broken elbow and lacerations.

Injuries to Officers	2016	2017	2018	2019	2020	% change
None	176	130	92	90	95	5.5%
Minor	21	24	22	20	19	-5%
Major	1	0	2	2	0	-100%

OFFICERS

Minor injuries were described as abrasions, cuts, scratches and contusions along with complaints of pain and soreness. There were no major injuries to officers.

Conclusion

The Elgin Police Department responded to 71,659 calls for service and made 2,090 arrests in 2020, during which officers were required to manage conflict and violence of varying degrees. The Elgin Police Department values the sanctity of human life and emphasizes the primary goal of seeking voluntary compliance from citizens. Elgin police officers completed an RTR form, as required, in .16% of all incidents and 5.5% of all arrests in 2020. The Elgin Police Department's commitment to provide officer training in de-escalation, tactics, and decision making has proved beneficial, limiting the use of force to the lower end of the spectrum. The Elgin Police Department's policies, training, and layers of review of Response to Resistance reports ensures that the Elgin Police Department uses force in a responsible and proportionate manner.