



Releasing Authority:
Chief Jeffrey Swoboda
Elgin Police Department
Public Information Officer
Phone: 847-289-2677

NEWS RELEASE

January 29, 2014

FOR IMMEDIATE RELEASE:

Elgin 2013 Statistics Reflect a 6% Overall Decrease in Crime

In 2013, Elgin experienced a 6% reduction in Part I crimes from the year before, continuing the city's downward crime trend. The Part I crime rate encompasses a standardized federal measurement of serious crimes that are committed against people and property. To illustrate a comparison, in 1972 Elgin's population was approximately 55,000 people. During that year the city experienced 2,659 Part I crimes. In 2013, 41 years later with a population of nearly double that of 1972, the city experienced 2,146 Part I crimes, a 19% comparative decrease.

	1972	1989	2013
<i>Part I Crimes Reported</i>	2,659	4,905	2,146

Gang-motivated crime decreased 22% from 2012 to 2013, a ten-year low. Burglaries, burglary to motor vehicles and robberies all experienced decreases that brought their respective categories to twenty or near twenty-year lows.

The most notable crime increase experienced was within the arson category, which experienced a 40% increase. Of the fourteen arson cases, nine are attributed to a series of garbage can fires during the summer months. The remaining cases involved three vehicles fires, a television, and a bin of clothing.

Three homicides occurred in Elgin last year; one of which was gang-related and remains open. Paul Johnson was arrested for the homicide of Lisa Koziol-Ellis and Matthew Stoecklein was arrested for the homicide of John Poyer.

The primary crime reduction mission of the Elgin Police Department in 2013 was reducing burglary to motor vehicles. Success was measured by a 20% reduction in the category, a greater than twenty-year low. Chief Swoboda attributed this reduction to several initiatives that included:

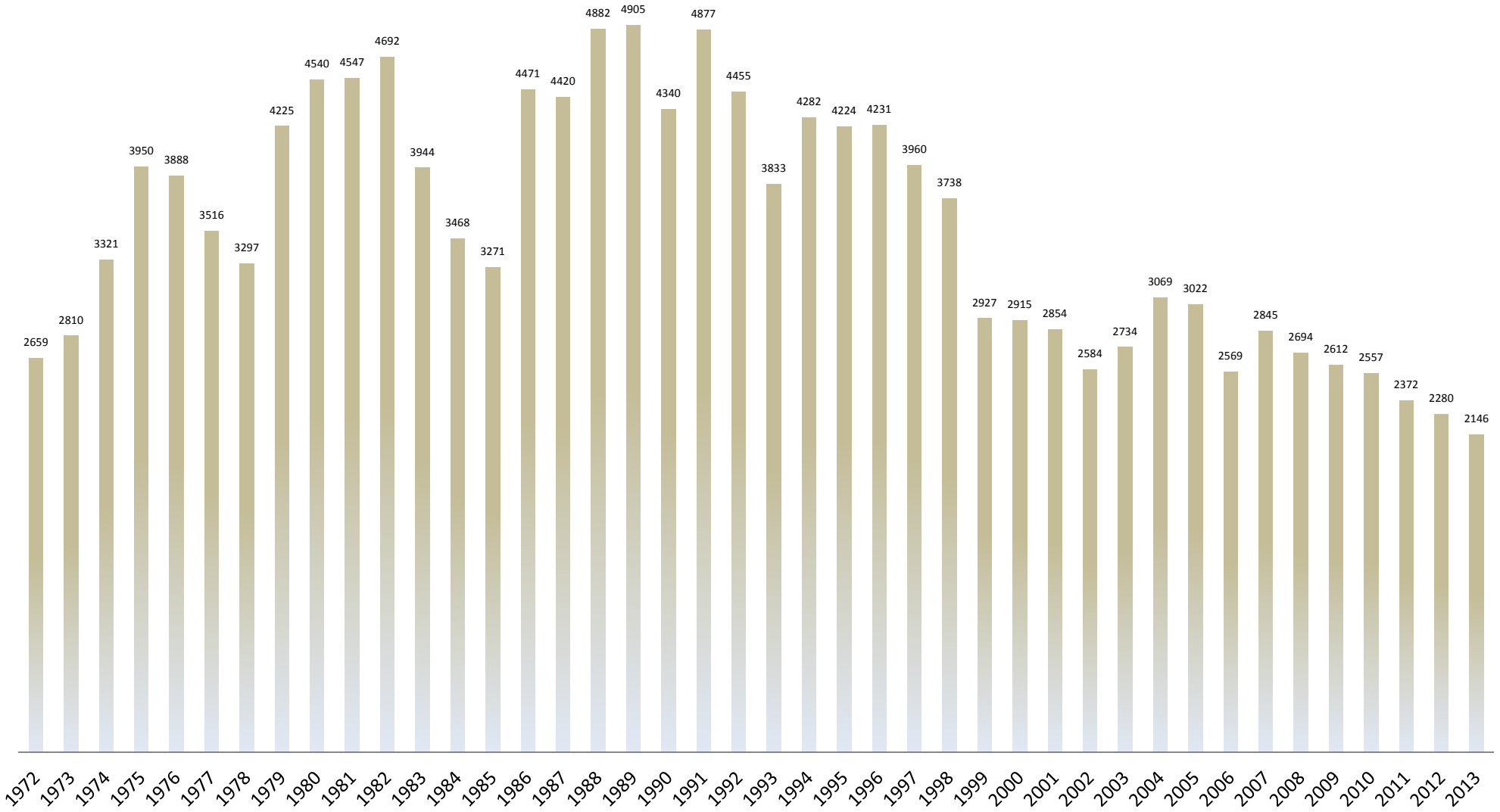
- Increased community awareness and use of www.crimereports.com
- Predictive policing technology provided by [PredPol](#)

- The success of the department's career criminal program
- Expanded neighborhood community education and partnerships
- The "*If You Like It Lock It*" program

In 2014, an added enforcement initiative will target thefts. Burglaries, burglary to motor vehicles and thefts comprise the largest amount of Elgin's crime and initiatives are being developed to further impact those crime categories. This includes a strong focus on developing bridges with the youth of our community.

"We experienced many positives as it relates to our crime trends in 2013, though we recognize there is still work to be done," said Chief Swoboda. "If we can address problems while they are at a lower level, such as thefts, hopefully we can prevent larger crimes from occurring. We will continue building and fostering our partnerships in the community, and we plan to explore how together we can impact in a positive way the lives of Elgin's youth. We will keep our residents informed of our plans as the new year progresses."

Elgin 40 + Year Low - Part I Crime 1972 - 2013



Part I Crimes

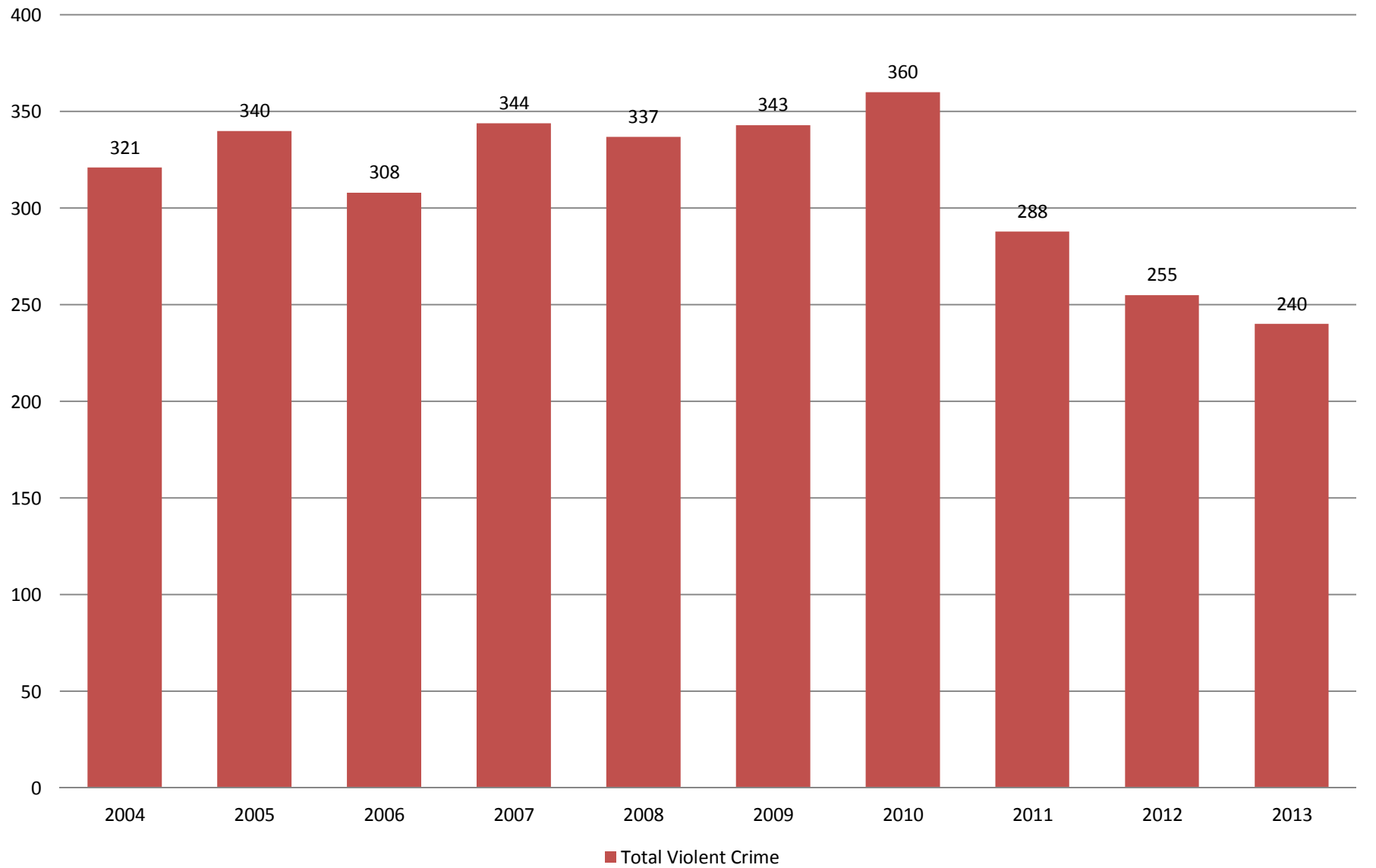
Month and Year to Date Comparison

Part I Crimes	December			Year-To-Date		
	2012 Incidents	2013 Incidents	% of Change	Jan-Dec 2012 Incidents	Jan-Dec 2013 Incidents	% of Change
Homicide	0	0	0	3	3	0
Forcible Rape/Criminal Sexual Assault	4	5	25	64	56	-13
Robbery	6	2	-67	77	62	-19
*Battery	3	7	133	76	77	1
*Assault	1	3	200	35	42	20
Burglary	35	34	-3	360	348	-3
Burglary to Motor Vehicle	39	19	-51	430	346	-20
Theft	116	82	-29	1138	1111	-2
Motor Vehicle Theft	7	5	-29	87	87	0
*Arson	1	1	0	10	14	40
Total Part I Crimes	212	158	-25	2280	2146	-6

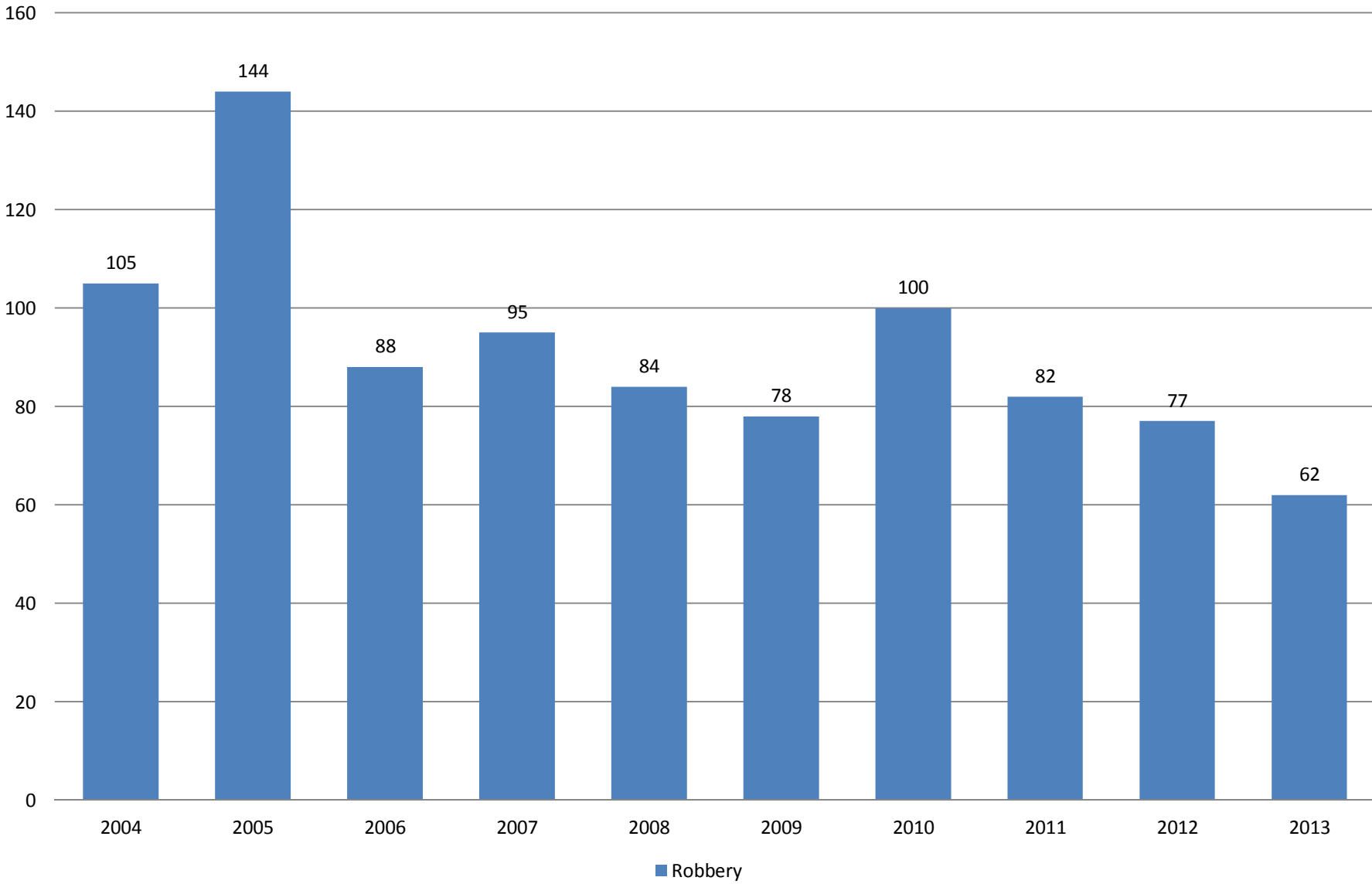
*Incidents are categorized as Part I & Part II depending on the severity of the crime

NC - Not Calculable / Att. - Attempt

Total Violent Crime 2004 - 2013



Elgin Robbery 2004 - 2013



Elgin Burglary and Burglary to Vehicle 2004 - 2013

