



Releasing Authority:
Chief Jeffrey Swoboda
Elgin Police Department
Public Information Officer
Phone: 847-652-1807

NEWS RELEASE

January 17, 2013

FOR IMMEDIATE RELEASE:

Elgin 2012 Statistics Reflect a 4% Overall Decrease in Crime

In 2012 the city of Elgin experienced a 4% reduction in Part I crimes, the lowest in over 40 years. The Part I crime rate encompasses a standardized federal measurement of serious crimes that are committed against people and property. In fact, even with Elgin's current population nearly double the approximately 55,000 citizens in 1972; the reported number of Part I crimes has reduced by 14% over the number of crimes reported that year. Moreover, that same crime rate is roughly half of what it was in 1988.

	1972	1989	2012
<i>Part I Crimes Reported</i>	2,659	4,905	2,276

Gang motivated crime decreased 9% from 2011 to 2012. Only 7 gang-motivated shots-fired incidents were noted in 2012, down 58% from 2011 and down 81% over the past five years. Also in 2012, sexual assaults experienced a 24% reduction from 2011. In all of the 61 sexual assaults, the victim knew their offender. Lastly, 2 homicides occurred in Elgin last year; one gang-related and one domestic-related. This represents a 60% decrease from 2011 when 5 homicides occurred. In both 2012 homicides, arrests were made.

The primary focus of the Elgin Police Department in 2012 was reducing burglaries. The success was shown in the 36% reduction in burglaries, a 20 year low. Chief Swoboda attributed this reduction to several initiatives that included:

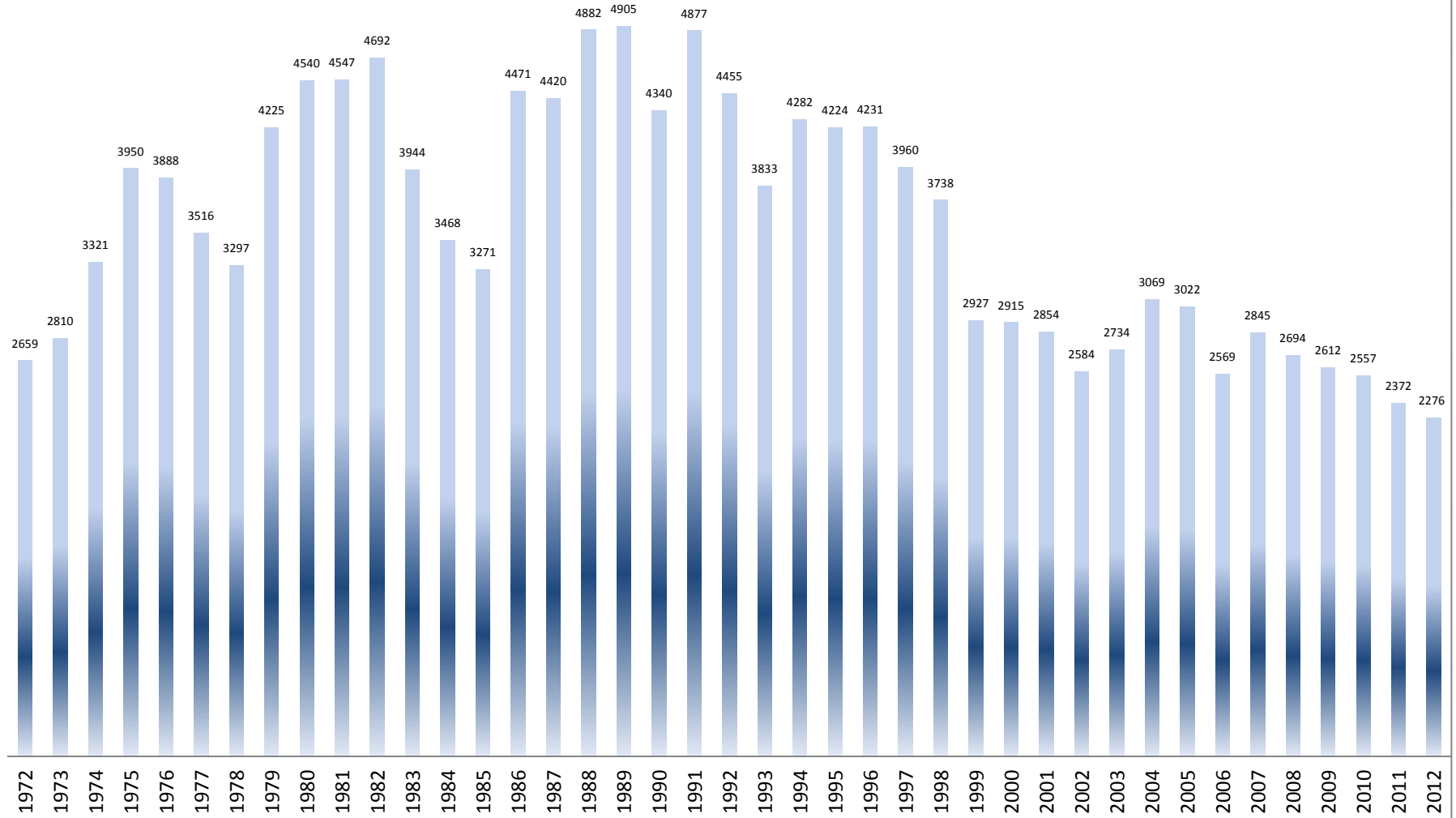
- Community burglary prevention and education initiatives
- A lead detective assigned to coordinate burglary investigations
- Thorough tracking and analysis of all burglary cases
- Enhanced resale and pawn shop ordinances
- Implementation of the *LeadsOnline* pawn/resale shop tracking software
- Improved department-wide information sharing of burglary trends
- Investigation and arrest of 25 burglary offenders

In 2013, this targeted enforcement initiative will be expanded to include burglary to motor vehicles. The department plans to utilize the following strategies:

- Increase community awareness of crime via www.crimereports.com
- Utilize new predictive policing technology provided by [PredPol](#)
- Establish a habitual offender and career criminal program
- Expand neighborhood community policing efforts
- Develop community education initiatives
- Begin the “*If You Like It Lock It*” program

“A well informed citizenry that actively engages with the police department is Elgin’s best defense against crime. The department looks forward to continuing this partnership in 2013 while we utilize proven tools and technologies coupled with traditional policing to help improve our community” said Chief Jeffrey Swoboda.

Elgin 40 Year Low - Part I Crime 1972 - 2012



Part I Crimes

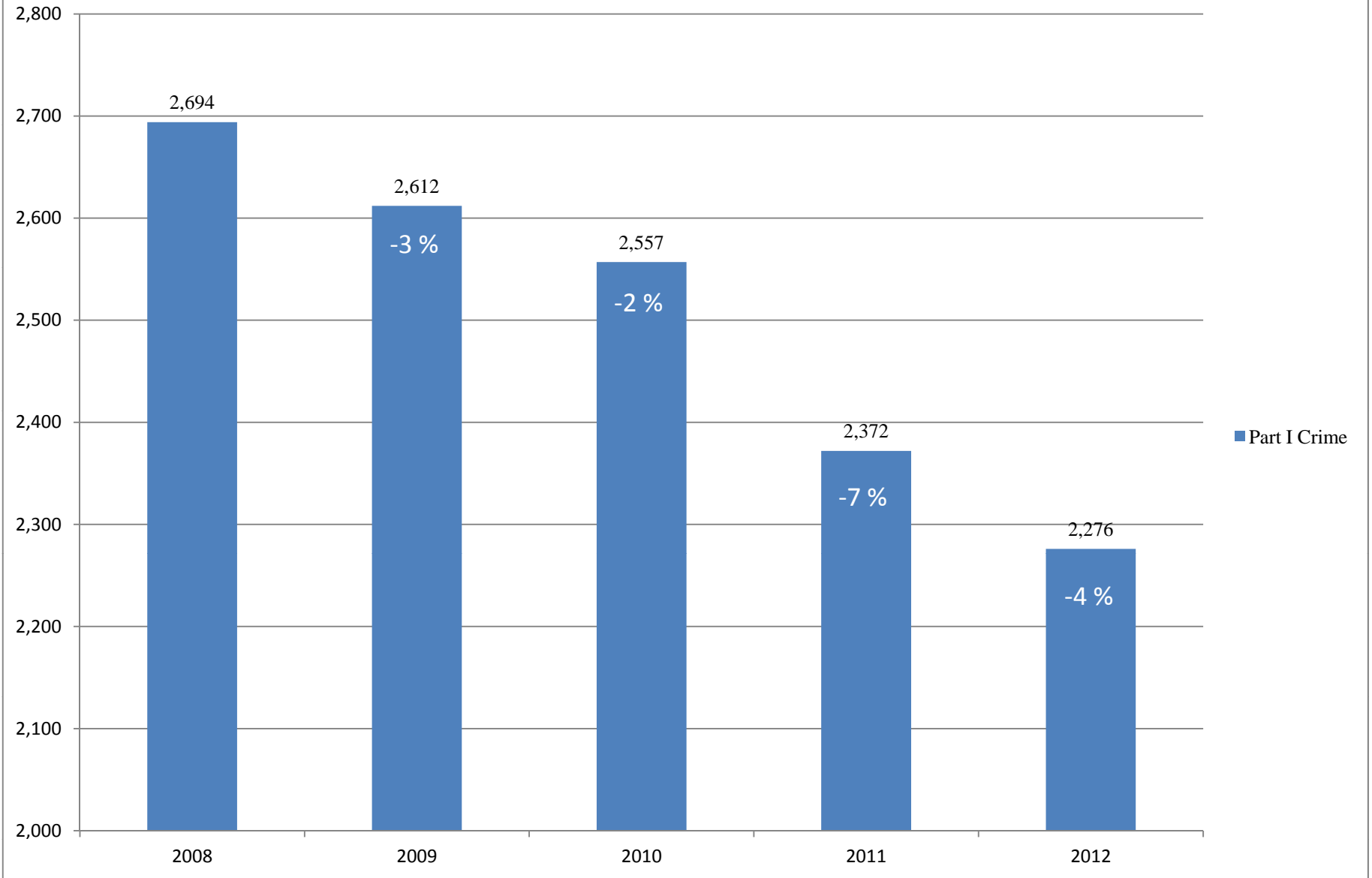
Month and Year to Date Comparison

Part I Crimes	Year-To-Date		% of Change
	Jan-Dec 2011 Incidents	Jan-Dec 2012 Incidents	
Homicide	5	2	-60
Forcible Rape/Criminal Sexual Assault	80	61	-24
Robbery	82	80	-2
*Battery	88	75	-15
*Assault	33	34	3
Burglary	564	359	-36
Burglary to Motor Vehicle	418	430	3
Theft	1004	1138	13
Motor Vehicle Theft	88	87	-1
*Arson	10	10	0
Total Part I Crimes	2372	2276	-4

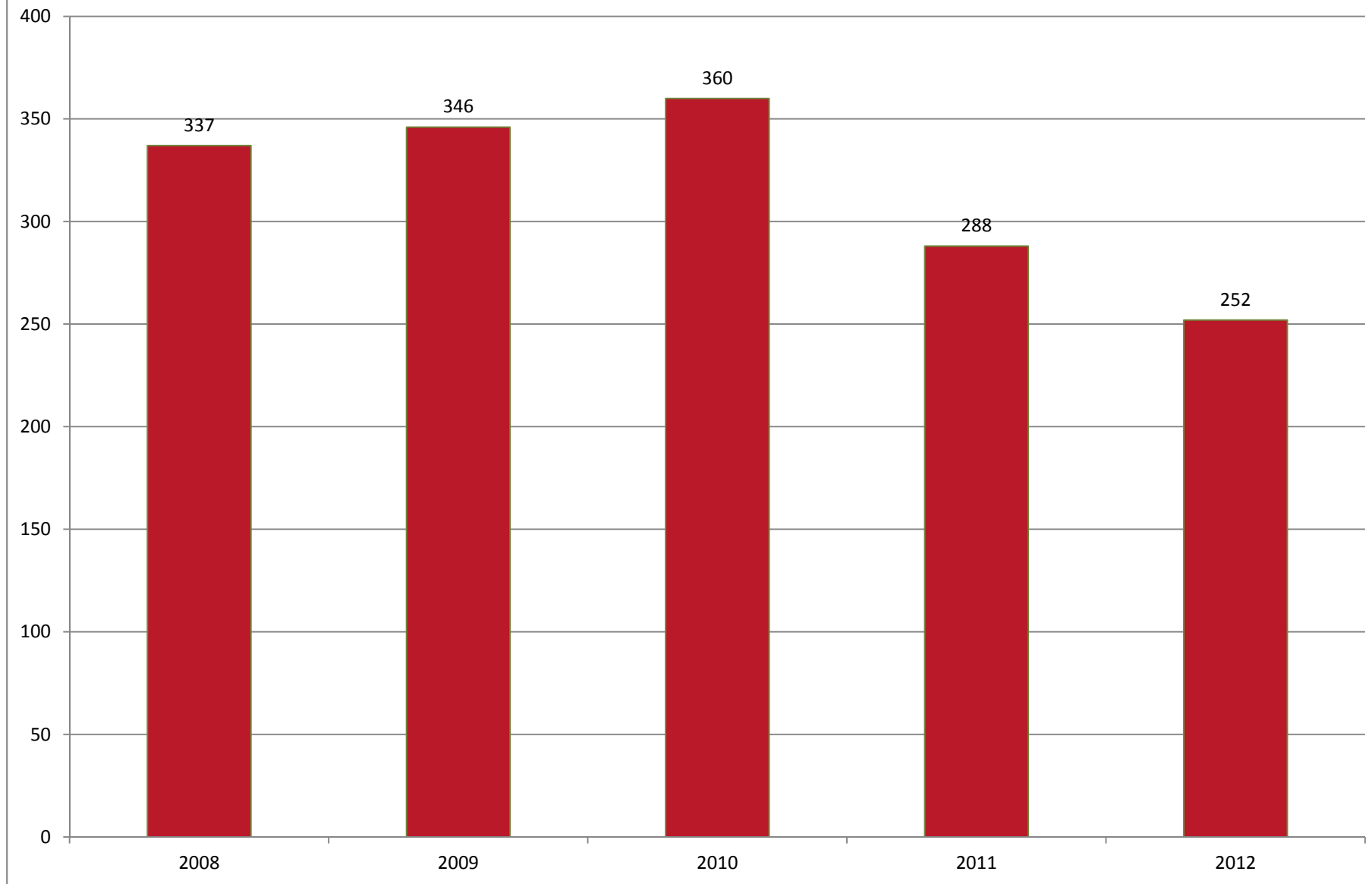
*Incidents are categorized as Part I & Part II depending on the severity of the crime

Violent crime in red

Part I Crime Index - Elgin 2008 - 2012



Violent Crime 5 Year Trend - Elgin 2008 - 2012



Burglary and Burglary to Vehicles - Elgin 5 Year Trend

